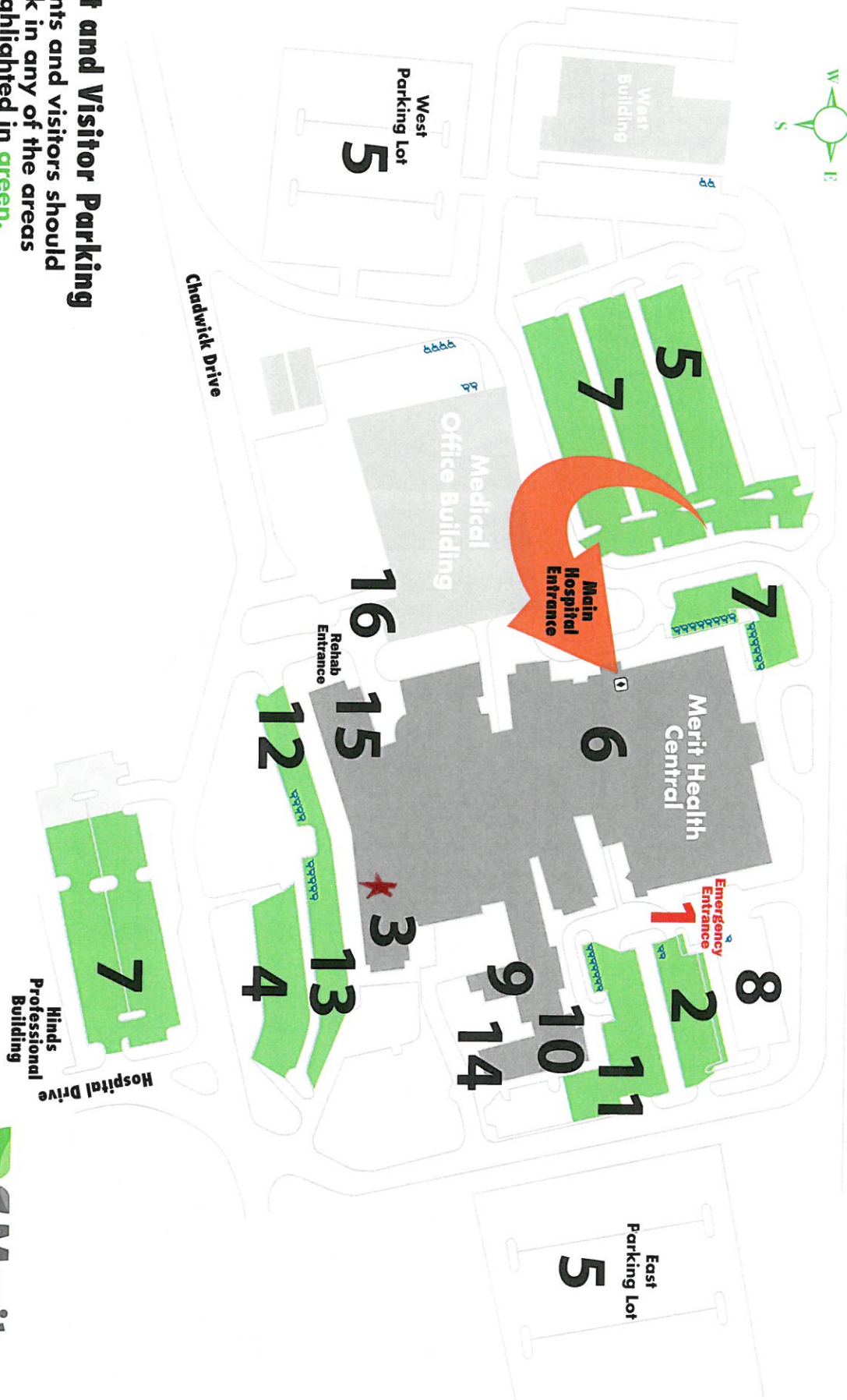




Interstate 20



**Patient and Visitor Parking**  
 Patients and visitors should park in any of the areas highlighted in green.


- 1. **Emergency Department**
- 2. Emergency Department Parking
- 3. Education Center/Human Resources (HR) \*
- 4. Education Center/Human Resources (HR) Parking
- 5. Employee Parking
- ♿ Handicapped Parking

- 6. Registration
- 7. Visitor Parking
- 8. Doctors' Parking
- 9. MRI
- 10. Radiation Therapy

- 11. Radiation Therapy/MRI/Gamma Knife Parking
- 12. Cardiopulmonary Rehab Parking
- 13. Clergy/Visitor Parking
- 14. Cancer/Gamma Knife Center
- 15. Rehab
- 16. Rehab Parking



1850 Chadwick Drive  
 Jackson, MS 39204  
 601.376.1000  
 MeritHealthCentral.com



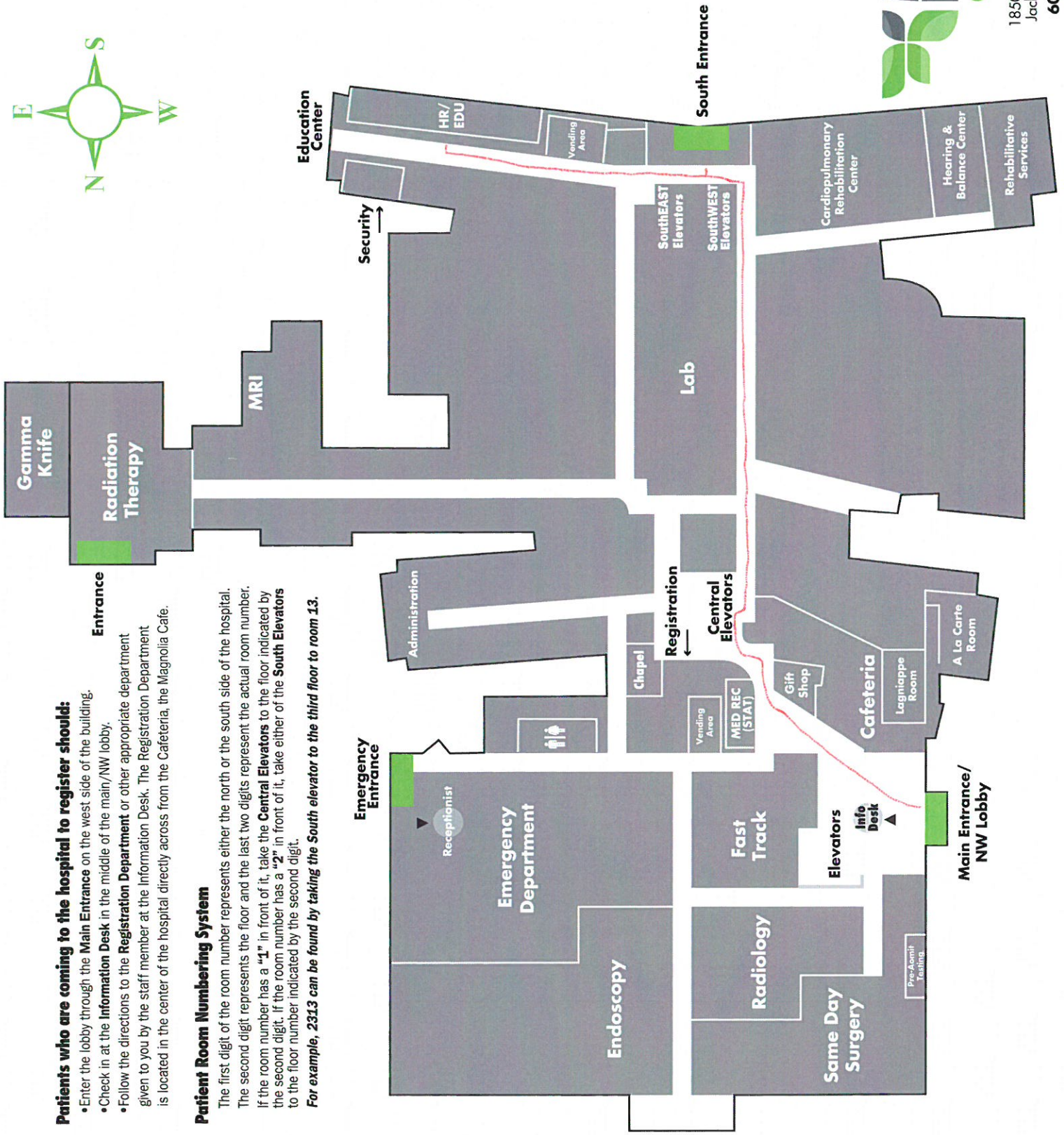
**Patients who are coming to the hospital to register should:**

- Enter the lobby through the **Main Entrance** on the west side of the building.
- Check in at the **Information Desk** in the middle of the main/NW lobby.
- Follow the directions to the **Registration Department** or other appropriate department given to you by the staff member at the Information Desk. The Registration Department is located in the center of the hospital directly across from the Cafeteria, the Magnolia Cafe.

**Patient Room Numbering System**

The first digit of the room number represents either the north or the south side of the hospital. The second digit represents the floor and the last two digits represent the actual room number. If the room number has a "1" in front of it, take the **Central Elevators** to the floor indicated by the second digit. If the room number has a "2" in front of it, take either of the **South Elevators** to the floor number indicated by the second digit.

*For example, 2313 can be found by taking the South elevator to the third floor to room 13.*



1850 Chadwick Drive  
Jackson, MS 39204  
**601.376.1000**